





9. Second Bathroom/Powder Room

Spatial Planning

9.1 Footprint – Powder Room

| <input checked="" type="checkbox"/> | Ref. | Provision | Reason | Value |
|-------------------------------------|-------|-------------------------|--|--|
| <input type="checkbox"/> | 9.1.1 | Powder room – min. 2sqm | Allows for toilet and vanity basin |  |
| <input type="checkbox"/> | 9.1.2 | Min. clear width 900mm | Reflects LHA Platinum Level requirements |  Supports LHA |

KEY



Social Inclusion



Affordability



Physical Independence







Amenity









Homelike

Value Colour Code: **Highly Desirable** | Desirable

9.2 Footprint – Second Bathroom




| <input checked="" type="checkbox"/> | Ref. | Provision | Reason | Value |
|-------------------------------------|-------|-------------------------|--|---|
| <input type="checkbox"/> | 9.2.1 | Min. 4 sqm. | Allows for toilet, vanity basin and shower |   |
| <input type="checkbox"/> | 9.2.2 | Min. clear width 1200mm | Reflects LHA Silver Level Requirements |   |

9.3 Positioning Within Dwelling


| <input checked="" type="checkbox"/> | Ref. | Provision | Reason | Value |
|-------------------------------------|-------|---|---|---|
| <input type="checkbox"/> | 9.3.1 | Discrete access | Supports mainstream residential expectations of privacy |    |
| <input type="checkbox"/> | 9.3.2 | No direct views from living spaces/ kitchen | Supports mainstream residential expectations of privacy |    |

Components



9.4 Toilet – Spatial Planning

| <input checked="" type="checkbox"/> | Ref. | Provision | Reason | Value |
|-------------------------------------|-------|--|--|---|
| <input type="checkbox"/> | 9.4.1 | Located in corner of room | Allows for installation of grabrails if needed |  |
| <input type="checkbox"/> | 9.4.2 | Min. 1200mm clear circulation in front of the toilet pan exclusive of door swing | Supports users with smaller mobility aids. [Assistive products] |   |

9.5 Shower – Spatial Planning

| <input checked="" type="checkbox"/> | Ref. | Provision | Reason | Value |
|-------------------------------------|-------|---------------------------|--|---|
| <input type="checkbox"/> | 9.5.1 | Located in corner of room | Allows for installation of grabrails if needed |  |

9.6 Shower – Construction and Detailing

| <input checked="" type="checkbox"/> | Ref. | Provision | Reason | Value |
|-------------------------------------|-------|-------------------------|--|---|
| <input type="checkbox"/> | 9.6.1 | Step-free shower | Allows for installation of grabrails if needed |  |
| <input type="checkbox"/> | 9.6.2 | Removable shower screen | Allows for greater circulation space if needed |  |